




WWW.CHRONOS.LTD.UK

Guide to slide fitting tube and rod



ROD FITTING INTO TUBE (ie NSR01 telescopes into MAT03 or MBT03 or NST03)

OUTER DIA. ROD	PROD. CODE	FITS INTO OUTER DIA. TUBE	PRODUCT CODE
0.1 MM	NSR01	0.3 MM	MAT03 / MBT03 / NST03
0.2 MM	NSR02	0.4 MM	MAT04 / MBT04 / NST04
0.2 MM	BW02	0.4 MM	MAT04 / MBT04 / NST04
0.3 MM	BW03	0.5 MM	MAT05 / MBT05 / NST05
0.33 MM	NSR033	0.6 MM	MAT06 / MBT06 / NST06
0.4 MM	BW04	0.6 MM	MAT06 / MBT06 / NST06
0.45 MM	NSR045	0.7 MM	MAT07 / MBT07 / NST07
0.5 MM	BW05	0.7 MM	MAT07 / MBT07 / NST07
0.5 MM	BW05	1.0 MM	AT1M / BT1M / CT1M
0.6 MM	NSR06	0.8 MM	MAT08 / MBT08 / NST08
0.7 MM	NSR07	0.9 MM	MAT09 / MBT09 / NST09
0.8 MM	BW08	1.0 MM	MAT10 / MBT10 / NST10
0.9 MM	NSR09	1.1 MM	MBT11
1.0 MM	BW10 / NSR10	1.2 MM	MBT12
1.5 MM	BW15	1.7 MM	MBT17
2.0 MM	BW20	3 MM	AT3M / BT3M / CT3M
3.0 MM	BW30	4 MM	AT4M / BT4M / CT4M



WWW.CHRONOS.LTD.UK
for youtube videos and downloadable pdf's
Metal available from all good stockists




WWW.CHRONOS.LTD.UK

Guide to slide fitting tube and rod



TUBE FITTING INTO TUBE (ie MAT03 telescopes into MAT05 or MBT05 or NST05)

OUTER DIA. ROD	PROD. CODE	FITS INTO OUTER DIA. TUBE	PRODUCT CODE
0.3 MM	MAT03 / MBT03 / NST03	0.5 MM	MAT05 / MBT05 / NST05
0.4 MM	MAT04 / MBT04 / NST04	0.6 MM	MAT06 / MBT06 / NST06
0.5 MM	MAT05 / MBT05 / NST05	0.7 MM	MAT07 / MBT07 / NST07
0.5 MM	MAT05 / MBT05 / NST05	1.0 MM	BT1M / AT1M / CT2M
0.6 MM	MAT06 / MBT06 / NST06	0.8 MM	MAT08 / MBT08 / NST08
0.7 MM	MAT07 / MBT07 / NST07	0.9 MM	MAT09 / MBT09 / NST09
0.8 MM	MAT08 / MBT08 / NST08	1.0 MM	MAT10 / MBT10 / NST10
0.9 MM	MAT09 / MBT09 / NST09	1.1 MM	MBT11
1.0 MM	MAT10 / MBT10 / NST10	1.2 MM	MBT12
1.1 MM	MBT11	1.3 MM	MBT13
1.2 MM	MBT12	1.4 MM	MBT14
1.3 MM	MBT13	1.5 MM	MBT15
1.4 MM	MBT14	1.6 MM	MBT16
1.5 MM	MBT15	1.7 MM	MBT17
1.6 MM	MBT16	1.8 MM	MBT18
1.7 MM	MBT17	1.9 MM	MBT19
1.8 MM	MBT18	2.0 MM	MBT20
2.0 MM	MBT20 / AT2M / BT2M	3.0 MM	AT3M / BT3M / CT3M
3.0 MM	AT3M / BT3M / CT3M	4.0 MM	AT4M / BT4M / CT4M
4.0 MM	AT4M / BT4M / CT4M	5.0 MM	AT5M / BT5M / CT5M



THEN BRASS ONLY FROM 5 MM TO 10 MM IN 1.0 MM INCREMENTS I.E. 5MM INTO 6 MM / 7 MM INTO 8 MM ETC.